**2Race Championship 2015 - Round 9****Clastres - FR - Chrono - JuniorGP MiniGP**

Race type : Timed session best lap

Pos	N° Racer	Nat.	Make	Class	Team	Laps	Race Time	Best Lap	Lap	Diff	Gap
1	7 Baltus Barry	BEL		MiniGP	Zone Rouge	9	11:23.949	01:23.323	3	-	-
2	28 Van Hecke Roger	BEL		MiniGP		10	13:19.957	01:23.696	10	00.373	00.373
3	64 Forster Seb	BEL		MiniGP		10	13:25.062	01:26.928	10	03.605	03.232
4	98 Vanneste Bradley	BEL		MiniGP		9	12:05.547	01:27.444	4	04.121	00.516
5	80 Nunez Jerome	BEL		MiniGP		8	10:32.224	01:27.581	7	04.258	00.137
6	91 De Klippel Berten	BEL		MiniGP		9	12:09.949	01:28.696	3	05.373	01.115
7	45 De Vleeschauwer Luca	BEL		JuniorGP		9	12:21.683	01:28.859	6	05.536	00.163
8	79 Louppe Romain	BEL		JuniorGP		9	13:07.478	01:29.706	9	06.383	00.847
9	74 Aussems Quentin	BEL		MiniGP		9	13:02.994	01:29.743	7	06.420	00.037
10	11 Blommers Djoy	NED		JuniorGP		9	12:51.205	01:29.768	9	06.445	00.025
11	54 Kiekens Senne	BEL		JuniorGP		9	12:52.192	01:30.188	9	06.865	00.420
12	3 Lequeux Noah	LUX		JuniorGP		9	12:40.228	01:30.978	8	07.655	00.790
13	8 Triffet Amelie	BEL		MiniGP		9	13:18.373	01:31.486	9	08.163	00.508
14	7 Couque Jonathan	FRA		CV		8	12:17.778	01:34.638	7	11.315	03.152
15	12 Louppe Thomas	BEL		JuniorGP	LMWRacing	8	12:27.842	01:35.256	6	11.933	00.618
16	60 Reygaerts Kevin	BEL		MiniGP		8	12:28.230	01:36.361	8	13.038	01.105
17	46 Peeters Olivier	BEL		MiniGP		8	12:33.223	01:36.805	8	13.482	00.444
18	219 Henneon Will	BEL		MiniGP		8	12:16.955	01:37.154	8	13.831	00.349
19	96 Gruey Kevin	FRA		CV		8	12:34.921	01:37.869	7	14.546	00.715
20	22 Vanwaelscappel Jerome	FRA		CV		3	04:03.505	01:41.522	3	18.199	03.653
21	58 Leduc Adrien	BEL		JuniorGP		8	12:55.448	01:43.634	8	20.311	02.112
22	81 Luciano Lorenz	BEL		JuniorGP		8	12:41.267	01:44.778	4	21.455	01.144
23	19 Cartier Marine	FRA		CV		6	10:04.554	01:47.095	3	23.772	02.317
24	44 Goliot Patrick	FRA		CV		7	12:37.261	01:57.844	7	34.521	10.749
25	23 Vanwaelscappel Guillaume	FRA		CV		2	04:03.998	03:28.063	2	02:04.740	01:30.219

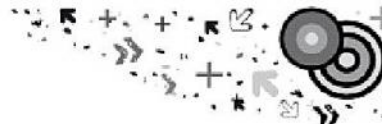
Fastest lap by 01:23.323 - 7 Baltus Barry in lap 3
date and time: 04/10/2015 - 13:17:04.275 - Average speed : 85 Km/hStart race
04/10/2015 13:14:10End race
Race running

Race Director: Alain Kempener

Admin: Katrien De Groof -- Technical Comission 2Race.be / FMWB

LIVE TIMING - www.livetiming.be

The result are provisional until the according to the RC

**2Race Championship 2015 - Round 9****Clastres - FR - Chrono - Proto RR Scooter Pitbike**

Race type : Timed session best lap

Pos	N° Racer	Nat.	Make	Class	Team	Laps	Race Time	Best Lap	Lap	Diff	Gap
1	3 Van Dijck Bart	BEL		ProtoGP		9	14:32.793	01:18.595	9	-	-
2	157 Lambot Eric	BEL		ProtoGP		10	14:25.783	01:19.127	7	00.532	00.532
3	94 Deprez Vincent	BEL		ProtoGP		10	14:58.141	01:20.634	8	02.039	01.507
4	59 Bouckaert Sylvain	FRA		ProtoGP		10	15:32.737	01:20.854	8	02.259	00.220
5	77 Coet Seb	FRA		ProtoGP		10	15:27.610	01:21.000	5	02.405	00.146
6	19 Deschildre Sibren	BEL		ProtoGP		10	15:13.722	01:21.277	10	02.682	00.277
7	26 Formesyn Nicolas	BEL		ProtoGP		9	14:14.620	01:21.694	9	03.099	00.417
8	58 Van Hove Christophe	BEL		ScooterG		9	14:00.827	01:22.554	8	03.959	00.860
9	66 Delait Amaury	BEL		Scooter		10	15:24.545	01:22.873	9	04.278	00.319
10	93 Dubois Jerome	FRA		Pit Pro		10	15:27.243	01:23.512	9	04.917	00.639
11	99 Buytaert Wim	BEL		Pit Light		10	15:41.152	01:24.463	6	05.868	00.951
12	29 Roels Frank	BEL		Pit Light		9	14:15.087	01:24.799	5	06.204	00.336
13	12 Vanhoeteghem Samie	BEL		ProtoGP		9	14:59.238	01:25.011	9	06.416	00.212
14	14 De Cock Kurt	BEL		Pit Light		10	15:39.827	01:25.590	8	06.995	00.579
15	2 Gornet Jeremy	FRA		Pit Light		7	14:28.474	01:26.049	6	07.454	00.459
16	54 Sack Didier	BEL		Scooter		8	14:12.605	01:27.260	8	08.665	01.211
17	55 Versweyveld Jo	BEL		ProtoGP		9	14:34.119	01:27.713	6	09.118	00.453
18	11 Masson Jill	BEL		ProtoGP		8	13:59.474	01:29.867	8	11.272	02.154
19	98 Segers Quinten	BEL		Pit Light		8	14:52.027	01:30.595	7	12.000	00.728
20	5 Rappe Apolline	BEL		HC		9	15:38.663	01:32.731	8	14.136	02.136
21	35 Rappe Alexandre	BEL		HC		4	08:02.766	01:36.242	4	17.647	03.511

Fastest lap by 01:18.595 - 3 Van Dijck Bart in lap 9
date and time: 04/10/2015 - 13:42:59.531 - Average speed : 90 Km/hStart race
04/10/2015 13:28:26End race
Race running

Race Director: Alain Kempener

Admin: Katrien De Groof -- Technical Comission 2Race.be / FMWB

LIVE TIMING - www.livetiming.be

The result are provisional until the according to the RC

**2Race Championship 2015 - Yamaha Cup****Clastres - FR - Chrono - Yamaha Cup**

Race type : Timed session best lap

Pos	N° Racer	Nat.	Make	Class	Team	Laps	Race Time	Best Lap	Lap	Diff	Gap
1	7 Baltus Barry	BEL		Yam 125	Zone Rouge	9	12:38.662	01:23.175	9	-	-
2	28 Van Hecke Roger	BEL		Yam 125		9	13:38.552	01:24.603	9	01.428	01.428
3	100 Geenen Come	BEL		Yam 125		9	12:55.924	01:24.674	7	01.499	00.071
4	49 Lagamme Nicolas	BEL		Yam 125		9	13:55.266	01:26.115	9	02.940	01.441
5	119 Seret Mehdi	BEL		Yam 125		10	13:59.188	01:26.336	10	03.161	00.221
6	50 Servais Arille	BEL		Yam 125		9	13:57.750	01:27.302	6	04.127	00.966
7	8 Nunez Jerome	BEL		Yam 125		9	12:45.727	01:27.403	9	04.228	00.101
8	98 Vanneste Bradley	BEL		Yam 125		9	12:44.556	01:27.674	7	04.499	00.271
9	64 Forster Sebastien	BEL		Yam 125		9	12:47.980	01:27.810	9	04.635	00.136
10	41 Hossey Robin	BEL		Yam 125		9	12:55.634	01:28.124	7	04.949	00.314
11	4 Damoiseau Dimitri	BEL		Yam 125		9	13:46.114	01:28.668	9	05.493	00.544
12	91 De Klippel Berten	BEL		Yam 125		9	13:10.396	01:29.135	9	05.960	00.467
13	66 Hannot Christophe	BEL		Yam 125		8	12:54.834	01:30.436	7	07.261	01.301
14	13 El Yaagoubi Oussama	BEL		Yam 125		9	13:46.774	01:30.906	8	07.731	00.470

Fastest lap by 01:23.175 - 7 Baltus Barry in lap 9
date and time: 04/10/2015 - 13:11:41.859 - Average speed : 85 Km/hStart race
04/10/2015 12:59:03End race
Race running

Race Director: Alain Kempener

Admin: Katrien De Groof -- Technical Comission: Zone Rouge.com

LIVE TIMING - www.livetiming.be

The result are provisional until the according to the RC

2Race Championship 2015 - Round 9**Clastres - FR - Race 1 - JuniorGP MiniGP**

Race type : Race(sorted by laps and time)

Classification after 8 Laps (15,784 Km)

Pos	N° Racer	Nat.	Make	Class	Team	Laps	Race Time	Best Lap	Lap	Diff	Gap
1	7 Baltus Barry	BEL		MiniGP	Zone Rouge	8	07:35.177	01:22.087	8	-	-
2	28 Van Hecke Roger	BEL		MiniGP		8	07:38.714	01:22.288	4	03.537	03.537
3	91 De Klippel Berten	BEL		MiniGP		8	08:07.480	01:26.249	7	32.303	28.766
4	98 Vanneste Bradley	BEL		MiniGP		8	08:07.820	01:26.168	8	32.643	00.340
5	45 De Vleeschauwer Luca	BEL		JuniorGP		8	08:08.694	01:25.809	8	33.517	00.874
6	80 Nunez Jerome	BEL		MiniGP		8	08:09.224	01:26.736	7	34.047	00.530
7	79 Louppe Romain	BEL		JuniorGP		8	08:09.406	01:26.687	7	34.229	00.182
8	11 Blommers Djoy	NED		JuniorGP		8	08:10.544	01:26.212	7	35.367	01.138
9	54 Kiekens Senne	BEL		JuniorGP		8	08:15.954	01:27.077	7	40.777	05.410
10	8 Triffet Amelie	BEL		MiniGP		8	08:40.584	01:30.214	7	01:05.407	24.630
11	22 Vanwaelscappel Jerome	FRA		CV		8	08:47.191	01:29.899	5	01:12.014	06.607
12	3 Lequeux Noah	LUX		JuniorGP		8	08:47.562	01:30.344	7	01:12.385	00.371
13	23 Vanwaelscappel Guillaume	FRA		CV		8	08:53.711	01:30.989	6	01:18.534	06.149
14	219 Henneson Will	BEL		MiniGP		8	08:55.028	01:31.566	8	01:19.851	01.317
15	12 Louppe Thomas	BEL		JuniorGP	LMWRacing	8	08:55.388	01:31.980	7	01:20.211	00.360
16	46 Peeters Olivier	BEL		MiniGP		8	09:01.707	01:33.345	6	01:26.530	06.319
17	74 Aussems Quentin	BEL		MiniGP		8	09:18.469	01:28.394	7	01:43.292	16.762
18	58 Leduc Adrien	BEL		JuniorGP		7	08:03.020	01:39.044	7	1 Lap	1 Lap
19	81 Luciano Lorenz	BEL		JuniorGP		7	08:03.615	01:38.857	7	1 Lap	00.595
20	64 Forster Seb	BEL		MiniGP		7	08:04.735	01:27.540	6	1 Lap	01.120
21	19 Cartier Marine	FRA		CV		7	08:07.574	01:39.286	3	1 Lap	02.839
22	44 Goliot Patrick	FRA		CV		7	09:19.612	01:52.033	6	1 Lap	01:12.038
DNF											
1	7 Couque Jonathan	FRA		CV		4	02:39.919	01:31.998	4	4 Laps	3 Laps
2	96 Gruey Kevin	FRA		CV		4	02:40.443	01:32.159	4	4 Laps	00.524

Fastest lap by 01:22.087 - 7 Baltus Barry in lap 8
date and time: 04/10/2015 - 14:46:30.366 - Average speed : 86 Km/h

Start race
04/10/2015 14:38:55

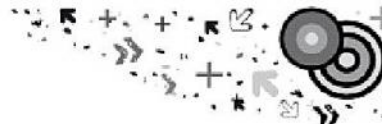
End race
04/10/2015 14:55:28

Race Director: Alain Kempener

Admin: Katrien De Groof -- Technical Comissiom 2Race.be / FMWB

LIVE TIMING - www.livetiming.be

The result are provisional until the according to the RC

**2Race Championship 2015 - Round 9****Clastres - FR - Race 1 - Proto RR Scooter Pitbike**

Race type : Race(sorted by laps and time)

Classification after 12 Laps (23,676 Km)

Pos	N° Racer	Nat.	Make	Class	Team	Laps	Race Time	Best Lap	Lap	Diff	Gap
1	157 Lambot Eric	BEL		ProtoGP		12	14:39.697	01:17.409	11	-	-
2	3 Van Dijck Bart	BEL		ProtoGP		12	14:39.953	01:17.510	8	00.256	00.256
3	19 Deschildre Sibren	BEL		ProtoGP		12	14:54.485	01:18.358	12	14.788	14.532
4	59 Bouckaert Sylvain	FRA		ProtoGP		12	14:55.808	01:18.715	9	16.111	01.323
5	94 Deprez Vincent	BEL		ProtoGP		12	15:03.813	01:19.419	12	24.116	08.005
6	77 Coet Seb	FRA		ProtoGP		12	15:11.643	01:20.050	10	31.946	07.830
7	26 Formesyn Nicolas	BEL		ProtoGP		12	15:12.183	01:19.613	9	32.486	00.540
8	58 Van Hove Christophe	BEL		ScooterG		12	15:28.469	01:21.711	6	48.772	16.286
9	93 Dubois Jerome	FRA		Pit Pro		12	15:49.534	01:23.142	6	01:09.837	21.065
10	12 Vanhoeteghem Samie	BEL		ProtoGP		12	16:05.906	01:23.375	7	01:26.209	16.372
11	2 Gornet Jeremy	FRA		Pit Light		11	14:41.153	01:24.266	8	1 Lap	1 Lap
12	29 Roels Frank	BEL		Pit Light		11	14:41.290	01:22.986	8	1 Lap	00.137
13	14 De Cock Kurt	BEL		Pit Light		11	14:41.437	01:24.551	8	1 Lap	00.147
14	99 Buytaert Wim	BEL		Pit Light		11	14:41.874	01:24.620	8	1 Lap	00.437
15	55 Versweyveld Jo	BEL		ProtoGP		11	14:52.536	01:25.633	5	1 Lap	10.662
16	54 Sack Didier	BEL		Scooter		11	15:07.348	01:25.416	4	1 Lap	14.812
17	11 Masson Jill	BEL		ProtoGP		11	15:16.841	01:27.353	10	1 Lap	09.493
18	98 Segers Quinten	BEL		Pit Light		11	15:19.140	01:28.041	10	1 Lap	02.299
19	5 Rappe Apolline	BEL		HC		11	15:30.450	01:29.046	10	1 Lap	11.310
20	35 Rappe Alexandre	BEL		HC		10	14:56.922	01:33.783	7	2 Laps	1 Lap
DNF											
1	66 Delait Amaury	BEL		Scooter		6	07:18.068	01:21.499	5	-	-

Fastest lap by 01:17.409 - 157 Lambot Eric in lap 11
date and time: 04/10/2015 - 15:16:25.335 - Average speed : 91 Km/hStart race
04/10/2015 15:03:03End race
04/10/2015 15:19:53

Race Director: Alain Kempener

Admin: Katrien De Groof -- Technical Comissiom 2Race.be / FMWB

LIVE TIMING - www.livetiming.be

The result are provisional until the according to the RC

**2Race Championship 2015 - Yamaha Cup****Clastres - FR - Race 1 - Yamaha Cup**

Race type : Race(sorted by laps and time)

Classification after 10 Laps (19,730 Km)

Pos	N° Racer	Nat.	Make	Class	Team	Laps	Race Time	Best Lap	Lap	Diff	Gap
1	7 Baltus Barry	BEL		Yam 125	Zone Rouge	10	13:04.757	01:21.585	5	-	-
2	28 Van Hecke Roger	BEL		Yam 125		10	13:10.775	01:22.351	5	06.018	06.018
3	100 Geenen Come	BEL		Yam 125		10	13:15.311	01:22.748	5	10.554	04.536
4	50 Servais Arille	BEL		Yam 125		10	13:41.607	01:25.992	8	36.850	26.296
5	49 Lagamme Nicolas	BEL		Yam 125		10	13:41.769	01:25.774	6	37.012	00.162
6	98 Vanneste Bradley	BEL		Yam 125		10	13:42.101	01:25.235	9	37.344	00.332
7	64 Forster Sebastien	BEL		Yam 125		10	13:46.390	01:25.370	7	41.633	04.289
8	8 Nunez Jerome	BEL		Yam 125		10	13:46.633	01:25.976	7	41.876	00.243
9	41 Hossey Robin	BEL		Yam 125		10	13:57.670	01:27.335	9	52.913	11.037
10	91 De Klippel Berten	BEL		Yam 125		10	13:57.879	01:26.206	8	53.122	00.209
11	4 Damoiseau Dimitri	BEL		Yam 125		10	13:58.205	01:26.476	8	53.448	00.326
12	13 El Yaagoubi Oussama	BEL		Yam 125		10	13:59.720	01:27.050	9	54.963	01.515
13	66 Hannot Christophe	BEL		Yam 125		10	14:10.105	01:27.433	4	01:05.348	10.385

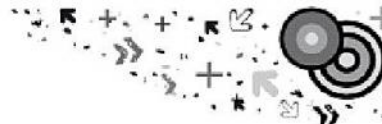
Fastest lap by 01:21.585 - 7 Baltus Barry in lap 5
date and time: 04/10/2015 - 14:23:14.477 - Average speed : 87 Km/hStart race
04/10/2015 14:17:00End race
Race running

Race Director: Alain Kempener

Admin: Katrien De Groof -- Technical Comission: Zone Rouge.com

LIVE TIMING - www.livetiming.be

The result are provisional until the according to the RC

**2Race Championship 2015 - Round 9****Clastres - FR - Race 2 - JuniorGP MiniGP**

Race type : Race(sorted by laps and time)

Classification after 12 Laps (23,676 Km)

Pos	N° Racer	Nat.	Make	Class	Team	Laps	Race Time	Best Lap	Lap	Diff	Gap
1	7 Baltus Barry	BEL		MiniGP	Zone Rouge	12	15:52.328	01:21.681	3	-	-
2	28 Van Hecke Roger	BEL		MiniGP		12	15:57.182	01:22.582	5	04.854	04.854
3	98 Vanneste Bradley	BEL		MiniGP		12	16:30.276	01:25.385	4	37.948	33.094
4	91 De Klippel Berten	BEL		MiniGP		12	16:33.932	01:25.309	9	41.604	03.656
5	64 Forster Seb	BEL		MiniGP		12	16:35.438	01:25.460	4	43.110	01.506
6	45 De Vleeschauwer Luca	BEL		JuniorGP		12	16:43.493	01:26.019	5	51.165	08.055
7	11 Blommers Djoy	NED		JuniorGP		12	16:49.359	01:26.108	5	57.031	05.866
8	80 Nunez Jerome	BEL		MiniGP		12	16:49.702	01:25.970	9	57.374	00.343
9	54 Kiekens Senne	BEL		JuniorGP		12	16:55.226	01:26.412	6	01:02.898	05.524
10	74 Aussems Quentin	BEL		MiniGP		12	17:05.694	01:28.652	6	01:13.366	10.468
11	79 Louppe Romain	BEL		JuniorGP		12	17:06.075	01:27.698	7	01:13.747	00.381
12	8 Triffet Amelie	BEL		MiniGP		12	17:18.794	01:29.169	12	01:26.466	12.719
13	3 Lequeux Noah	LUX		JuniorGP		12	17:20.867	01:29.401	7	01:28.539	02.073
14	219 Hennenon Will	BEL		MiniGP		11	16:03.654	01:30.234	10	1 Lap	1 Lap
15	22 Vanwaelscappel Jerome	FRA		CV		11	16:03.920	01:29.314	11	1 Lap	00.266
16	12 Louppe Thomas	BEL		MiniGP	LMWRacing	11	16:11.101	01:30.937	9	1 Lap	07.181
17	7 Couque Jonathan	FRA		CV		11	16:36.066	01:32.305	8	1 Lap	24.965
18	58 Leduc Adrien	BEL		JuniorGP		11	16:48.955	01:34.053	11	1 Lap	12.889
19	96 Gruey Kevin	FRA		CV		11	16:50.703	01:34.506	10	1 Lap	01.748
20	19 Cartier Marine	FRA		CV		10	16:02.840	01:37.492	9	2 Laps	1 Lap
21	81 Luciano Lorenz	BEL		JuniorGP		10	16:25.733	01:40.259	3	2 Laps	22.893
22	44 Goliot Patrick	FRA		CV		9	16:06.311	01:51.708	3	3 Laps	1 Lap
DNF											
1	46 Peeters Olivier	BEL		MiniGP		10	15:07.090	01:31.634	9	-	-

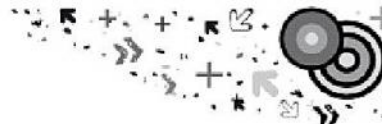
Fastest lap by 01:21.681 - 7 Baltus Barry in lap 3
date and time: 04/10/2015 - 16:02:06.568 - Average speed : 86 Km/hStart race 04/10/2015 15:58:40
End race 04/10/2015 16:16:34

Race Director: Alain Kempener

Admin: Katrien De Groof -- Technical Comission 2Race.be / FMWB

LIVE TIMING - www.livetiming.be

The result are provisional until the according to the RC

**2Race Championship 2015 - Round 9****Clastres - FR - Race 2 - Proto RR Scooter Pitbike**

Race type : Race(sorted by laps and time)

Classification after 11 Laps (21,703 Km)

Pos	N° Racer	Nat.	Make	Class	Team	Laps	Race Time	Best Lap	Lap	Diff	Gap
1	3 Van Dijck Bart	BEL		ProtoGP		11	13:07.911	01:17.024	11	-	-
2	157 Lambot Eric	BEL		ProtoGP		11	13:08.197	01:17.329	9	00.286	00.286
3	94 Deprez Vincent	BEL		ProtoGP		11	13:22.793	01:17.866	9	14.882	14.596
4	19 Deschildre Sibren	BEL		ProtoGP		11	13:23.016	01:17.842	9	15.105	00.223
5	59 Bouckaert Sylvain	FRA		ProtoGP		11	13:24.654	01:18.176	9	16.743	01.638
6	77 Coet Seb	FRA		ProtoGP		11	13:34.592	01:19.150	11	26.681	09.938
7	26 Formesyn Nicolas	BEL		ProtoGP		11	13:35.055	01:19.387	10	27.144	00.463
8	93 Dubois Jerome	FRA		Pit Pro		11	13:57.235	01:22.029	7	49.324	22.180
9	14 De Cock Kurt	BEL		Pit Light		11	14:33.799	01:24.974	7	01:25.888	36.564
10	29 Roels Frank	BEL		Pit Light		11	14:35.585	01:24.293	10	01:27.674	01.786
11	99 Buytaert Wim	BEL		Pit Light		11	14:36.307	01:24.785	10	01:28.396	00.722
12	2 Gornet Jeremy	FRA		Pit Light		11	14:43.654	01:24.509	10	01:35.743	07.347
13	55 Versweyveld Jo	BEL		ProtoGP		10	13:07.968	01:24.418	8	1 Lap	1 Lap
14	54 Sack Didier	BEL		Scooter		10	13:23.481	01:26.330	8	1 Lap	15.513
15	11 Masson Jill	BEL		ProtoGP		10	13:25.994	01:26.422	7	1 Lap	02.513
16	98 Segers Quinten	BEL		Pit Light		10	13:30.184	01:27.199	7	1 Lap	04.190
17	5 Rappe Apolline	BEL		HC		10	13:35.356	01:27.308	6	1 Lap	05.172
18	35 Rappe Alexandre	BEL		HC		10	14:04.928	01:31.300	9	1 Lap	29.572
DNF											
1	58 Van Hove Christophe	BEL		ScooterG		9	11:09.315	01:21.569	6	-	-

Fastest lap by 01:17.024 - 3 Van Dijck Bart in lap 11
date and time: 04/10/2015 - 16:36:15.938 - Average speed : 92 Km/hStart race
04/10/2015 16:23:08End race
Race running

Race Director: Alain Kempener

Admin: Katrien De Groof -- Technical Comissiom 2Race.be / FMWB

LIVE TIMING - www.livetiming.be

The result are provisional until the according to the RC

**2Race Championship 2015 - Yamaha Cup****Clastres - FR - Race 2 - Yamaha Cup**

Race type : Race(sorted by laps and time)

Classification after 12 Laps (23,676 Km)

Pos	N° Racer	Nat.	Make	Class	Team	Laps	Race Time	Best Lap	Lap	Diff	Gap
1	7 Baltus Barry	BEL		Yam 125	Zone Rouge	12	15:35.243	01:21.352	10	-	-
2	28 Van Hecke Roger	BEL		Yam 125		12	15:40.504	01:21.850	9	05.261	05.261
3	100 Geenen Come	BEL		Yam 125		12	15:44.196	01:22.188	5	08.953	03.692
4	98 Vanneste Bradley	BEL		Yam 125		12	16:19.903	01:25.066	9	44.660	35.707
5	50 Servais Arille	BEL		Yam 125		12	16:20.210	01:25.335	11	44.967	00.307
6	64 Forster Sebastien	BEL		Yam 125		12	16:20.805	01:25.390	10	45.562	00.595
7	4 Damoiseau Dimitri	BEL		Yam 125		12	16:21.556	01:24.883	9	46.313	00.751
8	49 Lagamme Nicolas	BEL		Yam 125		12	16:28.498	01:24.971	9	53.255	06.942
9	8 Nunez Jerome	BEL		Yam 125		12	16:29.317	01:25.795	4	54.074	00.819
10	41 Hossey Robin	BEL		Yam 125		12	16:32.895	01:26.129	10	57.652	03.578
11	91 De Klippel Berten	BEL		Yam 125		12	16:33.208	01:25.974	10	57.965	00.313
12	66 Hannot Christophe	BEL		Yam 125		12	16:47.914	01:27.478	4	01:12.671	14.706
13	13 El Yaagoubi Oussama	BEL		Yam 125		12	16:59.033	01:28.561	12	01:23.790	11.119

Fastest lap by 01:21.352 - 7 Baltus Barry in lap 10
date and time: 04/10/2015 - 15:49:56.820 - Average speed : 87 Km/hStart race
04/10/2015 15:37:04End race
Race running

Race Director: Alain Kempener

Admin: Katrien De Groof -- Technical Comission: Zone Rouge.com

LIVE TIMING - www.livetiming.be

The result are provisional until the according to the RC

**2Race Championship 2015 - Round 9****Clastres - FR - Merge Junior Mini**

Print sorted by: Points

Pos	N° Racer	Race 1 - JuniorGP MiniGRace 2 - JuniorGP MiniGI		Points	Points	Totale Points
		Points	Points			
Classe : CV						
1	22 Vanwaelscappel Jerome	25	25			50
2	19 Cartier Marine	16	13			29
3	44 Goliot Patrick	13	11			24
4	7 Couque Jonathan	0	20			20
5	23 Vanwaelscappel Guillaume	20				20
6	96 Gruey Kevin	0	16			16
Classe : CV		Total Points	159			

Classe : JuniorGP

1	45 De Vleeschauwer Luca	25	25			50
2	11 Blommers Djoy	16	20			36
3	79 Louppe Romain	20	13			33
4	54 Kiekens Senne	13	16			29
5	3 Lequeux Noah	11	11			22
6	58 Leduc Adrien	10	10			20
7	81 Luciano Lorenz	9	9			18
Classe : JuniorGP		Total Points	208			

Classe : MiniGP

1	7 Baltus Barry	25	25			50
2	28 Van Hecke Roger	20	20			40
3	98 Vanneste Bradley	13	16			29
4	91 De Klippel Berten	16	13			29
5	80 Nunez Jerome	11	10			21
6	8 Triffet Amelie	10	8			18
7	64 Forster Seb	5	11			16
8	219 Henneon Will	9	7			16
9	74 Aussems Quentin	6	9			15
10	12 Louppe Thomas	8	6			14
11	46 Peeters Olivier	7	0			7
Classe : MiniGP		Total Points	255			

R051y **Timestamp 04/10/2015 16:24:28**

WEER.IT Timing System - Page 1 of 1

Race Director: Alain Kempener

Admin: Katrien De Groof -- Technical Comission 2Race.be / FMWB

LIVE TIMING - www.livetimeing.be

The result are provisional until the according to the RC

**2Race Championship 2015 - Round 9****Clastres - FR - Merge Proto Scooter Pitbike**

Print sorted by: Points

Pos	N° Racer	Points	Points	Points	Points	Totale Points
: 1 - Proto RR Scooter Pit 2 - Proto RR Scooter Pit						
Classe : HC						
1	5 Rappe Apolline	25	25			50
2	35 Rappe Alexandre	20	20			40
Classe : HC		Total Points	90			
Classe : Pit Light						
1	14 De Cock Kurt	16	25			41
2	29 Roels Frank	20	20			40
3	2 Gornet Jeremy	25	13			38
4	99 Buytaert Wim	13	16			29
5	98 Segers Quinten	11	11			22
Classe : Pit Light		Total Points	170			
Classe : Pit Pro						
1	93 Dubois Jerome	25	25			50
Classe : Pit Pro		Total Points	50			
Classe : ProtoGP						
1	3 Van Dijck Bart	20	25			45
2	157 Lambot Eric	25	20			45
3	19 Deschildre Sibren	16	13			29
4	94 Deprez Vincent	11	16			27
5	59 Bouckaert Sylvain	13	11			24
6	77 Coet Seb	10	10			20
7	26 Formesyn Nicolas	9	9			18
8	55 Versweyveld Jo	7	8			15
9	11 Masson Jill	6	7			13
10	12 Vanhoeteghem Samie	8				8
Classe : ProtoGP		Total Points	244			
Classe : Scooter						
1	54 Sack Didier	25	25			50
2	66 Delait Amaury	0				0
Classe : Scooter		Total Points	50			
Classe : ScooterGP						
1	58 Van Hove Christophe	25	0			25
Classe : ScooterGP		Total Points	25			

R051y **Timestamp 04/10/2015 16:44:36**

WEER.IT Timing System - Page 1 of 1

Race Director: Alain Kempener

Admin: Katrien De Groof -- Technical Comission 2Race.be / FMWB

LIVE TIMING - www.livetiming.be

The result are provisional until the according to the RC

**2Race Championship 2015 - Yamaha Cup****Clastres - FR - Merge Yamaha**

Print sorted by: Points

Pos	N° Racer	Race 1 - Yamaha Cup	Race 2 - Yamaha Cup	Points	Points	Totale Points
		Points	Points			
1	7 Baltus Barry	25	25			50
2	28 Van Hecke Roger	20	20			40
3	100 Geenen Come	16	16			32
4	50 Servais Arille	13	11			24
5	98 Vanneste Bradley	10	13			23
6	64 Forster Sebastien	9	10			19
7	49 Lagamme Nicolas	11	8			19
8	8 Nunez Jerome	8	7			15
9	4 Damoiseau Dimitri	5	9			14
10	41 Hossey Robin	7	6			13
11	91 De Klippel Berten	6	5			11
12	66 Hannot Christophe	3	4			7
13	13 El Yaagoubi Oussama	4	3			7

R051y **Timestamp 04/10/2015 16:01:33**

WEER.IT Timing System - Page 1 of 1

Race Director: Alain Kempener

Admin: Katrien De Groof -- Technical Comission: Zone Rouge.com

LIVE TIMING - www.livetiming.be

The result are provisional until the according to the RC

**2Race Championship 2015 - Endurance****Clastres - FR - Chrono - Endurance**

Race type : Timed session best lap

Pos	N° Racer	Nat.	Make	Class	Team	Laps	Race Time	Best Lap	Lap	Diff	Gap
1	59 SBKANE	FRA		Ed Proto		8	11:12.105	01:21.443	8	-	-
2	110 Hanzie Fumie	BEL		Ed Proto		7	10:59.166	01:22.315	7	00.872	00.872
3	7 Team Zone Rouge	BEL		Ed Mini		5	06:25.149	01:23.478	5	02.035	01.163
4	14 Kurt	BEL		Ed Pit		5	10:54.473	01:26.180	5	04.737	02.702
5	119 Mehdi	BEL		Ed Mini		6	08:41.457	01:26.520	5	05.077	00.340
6	54 Sack Didier	BEL		Ed Scoot		3	11:41.986	01:26.898	3	05.455	00.378
7	55 Big Engine Team	BEL		Ed Proto		7	10:11.803	01:27.607	5	06.164	00.709
8	106 Mario en Luigi	BEL		Ed Mini		6	10:15.292	01:28.353	3	06.910	00.746
9	161 Philman Team	BEL		Ed Proto		7	11:02.888	01:30.156	7	08.713	01.803
10	13 Mecaniac	BEL		Ed Mini		8	11:25.531	01:30.176	7	08.733	00.020
11	142 SJL Racing	BEL		Ed Proto		7	10:50.495	01:30.398	6	08.955	00.222
12	100 CG Team	BEL		Ed Mini		6	09:46.368	01:30.463	6	09.020	00.065
13	23 Vanwaelscappel Guillaume	FRA		CV		7	10:51.538	01:33.509	7	12.066	03.046
14	96 Gruey Kevin	FRA		CV		7	10:35.709	01:33.702	6	12.259	00.193
15	600 Polini Race	BEL		Ed Mini		6	11:36.023	01:34.017	5	12.574	00.315
16	7 Couque Jonathan	BEL		CV		7	10:49.174	01:35.158	7	13.715	01.141
17	44 Continental Vario	FRA		CV		6	10:49.176	01:54.911	6	33.468	19.753

Fastest lap by 01:21.443 - 59 SBKANE in lap 8
date and time: 04/10/2015 - 14:11:28.748 - Average speed : 87 Km/hStart race
04/10/2015 14:00:16End race
Race running

Race Director: Alain Kempener

Admin: Katrien De Groof -- Technical Comissiom 2Race.be / FMWB

LIVE TIMING - www.livetiming.be

The result are provisional until the according to the RC

**2Race Championship 2015 - Endurance****Clastres - FR - Endurance**

Race type : Race(sorted by laps and time)

Classification after 46 Laps (90,758 Km)

Pos	N° Racer	Nat.	Make	Class	Team	Laps	Race Time	Best Lap	Lap	Diff	Gap
1	59 SBKANE	FRA		Ed Proto		46	01:02:15.290	01:19.154	12	-	-
2	157 King de la mobylette	BEL		Ed Proto		46	01:02:42.364	01:18.113	40	27.074	27.074
3	7 Team Zone Rouge	BEL		Ed Mini		45	01:02:47.503	01:21.374	18	1 Lap	1 Lap
4	55 Big Engine Team	BEL		Ed Proto		43	01:02:25.720	01:24.588	24	3 Laps	2 Laps
5	4 dimitri	BEL		Ed Mini		43	01:02:54.187	01:25.198	31	3 Laps	28.467
6	100 CG Team	BEL		Ed Mini		43	01:03:14.395	01:22.651	27	3 Laps	20.208
7	106 Mario en Luigi	BEL		Ed Mini		43	01:03:16.260	01:24.842	43	3 Laps	01.865
8	13 Mecaniac	BEL		Ed Mini		42	01:02:24.095	01:26.497	36	4 Laps	1 Lap
9	142 SJL Racing	BEL		Ed Proto		42	01:03:05.187	01:26.375	21	4 Laps	41.092
10	96 Gruey Kevin	FRA		CV		39	01:02:37.565	01:33.014	10	7 Laps	3 Laps
11	22 Vanwaelscappel Jerome	FRA		CV		39	01:03:22.457	01:28.278	31	7 Laps	44.892
12	161 Philman Team	BEL		Ed Proto		38	01:02:52.353	01:27.647	32	8 Laps	1 Lap
13	600 Polini Race	BEL		Ed Mini		29	01:02:25.422	01:32.573	13	17 Laps	9 Laps

DNF

1	7 Couque Jonathan	BEL		CV		35	56:11.663	01:31.144	32	-	-
---	-------------------	-----	--	----	--	----	-----------	-----------	----	---	---

Not Qualified

1	54 Sack Didier	BEL		Ed Scoot		22	56:50.338	01:24.658	21	-	-
2	3 Team Green	BEL		Ed Proto		21	37:02.088	01:20.172	6	-	-
3	99 Wim	BEL		Ed Pit		20	56:02.550	01:24.903	11	-	-
4	14 Kurt	BEL		Ed Pit		19	56:03.436	01:26.187	15	-	-
5	58 Christophe Van Hove	BEL		Ed Scoot		18	27:46.863	01:21.840	11	-	-
6	29 Frank	BEL		Ed Pit		18	54:35.981	01:25.569	10	-	-

Assigned penalties details

N° Racer	Penalty laps	Penalty total time	Penalty points	Penalty BL	Notes
13 Mecaniac	1	0	0	0	
100 CG Team	1	0	0	0	

Fastest lap by 01:18.113 - 157 King de la mobylette in lap 40
 date and time: 04/10/2015 - 17:54:35.926 - Average speed : 90 Km/h

Start race
 04/10/2015 16:59:51

End race
 Race running

Race Director: Alain Kempener

Admin: Katrien De Groof -- Technical Comission 2Race.be / FMWB

LIVE TIMING - www.livetiming.be

The result are provisional until the according to the RC

**2Race Championship 2015 - Endurance****Clastres - FR - Endurance**

Race type : Race(sorted by laps and time)

Classification after 46 Laps (90,758 Km)

Pos	N° Racer	Nat.	Make	Class	Team	Laps	Race Time	Best Lap	Lap	Diff	Gap
-----	----------	------	------	-------	------	------	-----------	----------	-----	------	-----

Classe CV

1	96 Gruey Kevin	FRA		CV		39	01:02:37.565	01:33.014	10	7 Laps	3 Laps
2	22 Vanwaelscappel Jerome	FRA		CV		39	01:03:22.457	01:28.278	31	7 Laps	44.892

DNF

1	7 Couque Jonathan	BEL		CV		35	56:11.663	01:31.144	32	-	-
---	-------------------	-----	--	----	--	----	-----------	-----------	----	---	---

Classe Ed Mini

1	7 Team Zone Rouge	BEL		Ed Mini		45	01:02:47.503	01:21.374	18	1 Lap	1 Lap
2	4 dimitri	BEL		Ed Mini		43	01:02:54.187	01:25.198	31	3 Laps	28.467
3	100 CG Team	BEL		Ed Mini		43	01:03:14.395	01:22.651	27	3 Laps	20.208
4	106 Mario en Luigi	BEL		Ed Mini		43	01:03:16.260	01:24.842	43	3 Laps	01.865
5	13 Mecaniac	BEL		Ed Mini		42	01:02:24.095	01:26.497	36	4 Laps	1 Lap
6	600 Polini Race	BEL		Ed Mini		29	01:02:25.422	01:32.573	13	17 Laps	9 Laps

Classe Ed Pit**DNF****Not Qualified**

1	99 Wim	BEL		Ed Pit		20	56:02.550	01:24.903	11	-	-
2	14 Kurt	BEL		Ed Pit		19	56:03.436	01:26.187	15	-	-
3	29 Frank	BEL		Ed Pit		18	54:35.981	01:25.569	10	-	-

Classe Ed Proto

1	59 SBKANE	FRA		Ed Proto		46	01:02:15.290	01:19.154	12	-	-
2	157 King de la mobylette	BEL		Ed Proto		46	01:02:42.364	01:18.113	40	27.074	27.074
3	55 Big Engine Team	BEL		Ed Proto		43	01:02:25.720	01:24.588	24	3 Laps	2 Laps
4	142 SJL Racing	BEL		Ed Proto		42	01:03:05.187	01:26.375	21	4 Laps	41.092
5	161 Philman Team	BEL		Ed Proto		38	01:02:52.353	01:27.647	32	8 Laps	1 Lap

DNF**Not Qualified**

1	3 Team Green	BEL		Ed Proto		21	37:02.088	01:20.172	6	-	-
---	--------------	-----	--	----------	--	----	-----------	-----------	---	---	---

Classe Ed Scoot**DNF****Not Qualified**

1	54 Sack Didier	BEL		Ed Scoot		22	56:50.338	01:24.658	21	-	-
2	58 Christophe Van Hove	BEL		Ed Scoot		18	27:46.863	01:21.840	11	-	-

Assigned penalties details

N° Racer	Penalty laps	Penalty total time	Penalty points	Penalty BL	Notes
13 Mecaniac	1	0	0	0	
100 CG Team	1	0	0	0	

Fastest lap by 01:18.113 - 157 King de la mobylette in lap 40
 date and time: 04/10/2015 - 17:54:35.926 - Average speed : 90 Km/h

Start race
 04/10/2015 16:59:51

End race
 Race running

Race Director: Alain Kempener

Admin: Katrien De Groof -- Technical Comission 2Race.be / FMWB

LIVE TIMING - www.livetiming.be

The result are provisional until the according to the RC



2Race Championship 2015 - Endurance

Race type : Race(sorted by laps and time)

Analysis

1°		2°		3°		4°		5°		6°		7°		8°		9°	
SBKANE		King de la mobyette		Team Zone Rouge		CG Team		Mecanic		Big Engine Team		dimitri		Mario en Luigi		SJL Racing	
1	00.000	1	00.000	1	00.000	1	00.000	1	00.000	1	00.000	1	00.000	1	00.000	1	00.000
2	01:20.710	2	01:26.029	2	01:23.446	2	01:30.327	2	01:30.242	2	01:26.177	2	01:32.889	2	01:34.050	2	01:35.236
3	01:19.923	3	01:20.953	3	01:22.029	3	01:29.440	3	01:29.549	3	01:25.198	3	01:27.524	3	01:30.489	3	01:31.718
4	01:20.273	4	01:19.577	4	01:22.229	4	01:29.031	4	01:30.622	4	01:26.308	4	01:27.015	4	01:29.981	4	01:30.581
5	01:20.662	5	01:18.942	5	01:22.085	5	01:29.013	5	01:29.385	5	01:26.541	5	01:26.801	5	01:30.292	5	01:29.622
6	01:20.641	6	01:18.637	6	01:22.057	6	01:41.199	6	01:28.497	6	01:25.838	6	01:29.663	6	01:30.444	6	01:29.527
7	01:22.264	7	01:18.390	7	01:22.650	7	01:29.179	7	01:27.877	7	01:26.113	7	01:26.780	7	01:30.393	7	01:30.711
8	01:20.500	8	01:19.438	8	01:23.287	8	01:32.828	8	01:27.976	8	01:25.772	8	01:27.947	8	01:33.584	8	01:29.579
9	01:21.443	9	01:21.506	9	01:23.732	9	01:29.254	9	01:27.635	9	01:26.860	9	01:27.610	9	01:29.635	9	01:29.187
10	01:20.640	10	01:20.526	10	01:22.792	10	01:28.675	10	01:28.163	10	01:25.803	10	01:27.170	10	01:29.884	10	01:28.722
11	01:20.393	11	01:19.655	11	01:22.758	11	01:28.662	11	01:27.899	11	01:26.076	11	01:26.243	11	01:29.027	11	01:28.711
12	01:19.154	12	01:18.362	12	01:24.113	12	01:27.569	12	01:27.946	12	01:26.696	12	01:27.124	12	01:28.806	12	01:29.941
13	01:19.850	13	01:18.544	13	01:24.002	13	01:29.995	13	01:28.189	13	01:26.314	13	01:28.893	13	01:29.290	13	01:28.559
14	01:19.603	14	01:18.484	14	01:23.134	14	01:26.643	14	01:27.113	14	01:25.251	14	01:27.787	14	01:28.105	14	01:28.026
15	01:19.933	15	01:19.264	15	01:22.726	15	01:29.587	15	01:27.245	15	01:25.743	15	01:26.016	15	01:28.245	15	01:28.668
16	01:20.636	16	01:19.667	16	01:23.111	16	01:28.286	16	01:28.066	16	01:25.267	16	01:26.637	16	01:27.404	16	01:29.927
17	01:20.368	17	01:18.858	17	01:22.313	17	01:28.958	17	01:28.464	17	01:25.205	17	01:26.066	17	01:30.093	17	01:30.007
18	01:20.293	18	02:08.428	18	01:21.374	18	01:29.625	18	01:27.779	18	01:24.941	18	01:27.006	18	01:28.115	18	01:27.528
19	01:20.500	19	01:30.975	19	01:22.688	19	01:27.613	19	01:27.377	19	01:25.515	19	01:26.633	19	01:27.821	19	01:27.814
20	01:20.186	20	01:21.887	20	01:23.010	20	01:26.982	20	01:27.932	20	01:25.514	20	01:25.717	20	01:27.421	20	01:26.551
21	01:20.187	21	01:20.377	21	01:23.204	21	01:54.620	21	01:27.416	21	01:25.718	21	01:26.328	21	02:08.114	21	01:26.375
22	01:20.321	22	01:20.215	22	01:22.898	22	01:29.944	22	01:27.434	22	01:25.414	22	02:28.413	22	01:31.215	22	01:28.702
23	01:20.181	23	01:19.003	23	01:24.374	23	01:24.563	23	01:28.045	23	01:25.388	23	01:33.682	23	01:27.344	23	01:28.821
24	02:12.759	24	01:19.303	24	01:22.434	24	01:24.233	24	01:27.737	24	01:24.588	24	01:26.975	24	01:27.131	24	01:28.045
25	01:24.757	25	01:19.390	25	01:22.488	25	01:23.436	25	01:28.191	25	01:24.678	25	01:26.323	25	01:28.241	25	01:29.632
26	01:20.928	26	01:19.005	26	01:22.700	26	01:23.340	26	01:26.988	26	01:25.037	26	01:26.202	26	01:30.213	26	01:30.664
27	01:20.818	27	01:19.121	27	01:22.458	27	01:22.651	27	01:27.110	27	01:25.551	27	01:25.888	27	01:27.061	27	01:27.984
28	01:20.578	28	01:18.892	28	01:23.263	28	01:22.727	28	01:27.051	28	01:25.072	28	01:25.987	28	01:27.515	28	01:27.073
29	01:20.022	29	01:18.952	29	01:23.782	29	01:23.166	29	01:27.436	29	01:25.120	29	01:25.527	29	01:26.412	29	01:32.482
30	01:20.522	30	01:19.494	30	01:22.813	30	01:23.627	30	01:27.120	30	01:25.211	30	01:25.359	30	01:26.327	30	01:28.333
31	01:20.702	31	01:18.976	31	01:22.958	31	01:23.994	31	01:27.515	31	02:58.984	31	01:25.198	31	01:25.918	31	01:27.556
32	01:20.974	32	01:20.680	32	01:24.003	32	01:23.489	32	01:27.612	32	01:28.732	32	01:25.614	32	01:26.312	32	01:27.740
33	01:19.786	33	01:18.904	33	01:23.786	33	01:23.535	33	01:28.029	33	01:24.872	33	01:26.101	33	01:26.435	33	01:27.305
34	01:19.914	34	01:18.962	34	01:24.183	34	01:23.062	34	01:27.953	34	01:25.139	34	01:29.218	34	01:26.048	34	02:40.589
35	01:20.244	35	02:04.570	35	01:24.793	35	01:22.655	35	01:27.967	35	01:25.012	35	01:27.843	35	01:27.044	35	01:36.841
36	01:20.126	36	01:33.970	36	01:23.888	36	01:22.724	36	01:26.497	36	01:24.921	36	01:25.923	36	01:25.893	36	01:28.581
37	01:21.021	37	01:24.769	37	01:23.437	37	01:22.779	37	01:26.897	37	01:27.604	37	01:25.548	37	01:25.993	37	01:27.744
38	01:19.909	38	01:20.642	38	01:23.809	38	01:22.963	38	01:28.085	38	01:25.006	38	01:25.693	38	01:26.953	38	01:26.691
39	01:21.027	39	01:18.762	39	01:51.028	39	01:23.266	39	01:28.204	39	01:25.429	39	01:26.030	39	01:25.915	39	01:29.776
40	01:21.606	40	01:18.113	40	01:51.219	40	01:23.103	40	01:27.833	40	01:26.144	40	01:27.724	40	01:26.143		
41	01:21.575	41	01:21.193	41	01:24.810	41	01:23.277	41	01:27.795	41	01:25.362						

**2Race Championship 2015 - Endurance**

Race type : Race(sorted by laps and time)

Analysis

	10°	11°	12°	13°	14°	15°	16°	17°	18°	19°	20°
	Gruey Kevin	Vanwaelscappe Jerome	Philman Team	Couque Jonathan	Polini Race	Sack Didier	Team Green	Wim	Kurt	Christophe Van Hove	Frank
1	00.000	1 00.000	1 00.000	1 00.000	1 00.000	1 00.000	1 00.000	1 00.000	1 00.000	1 00.000	1 00.000
2	01:40.643	2 01:40.789	2 01:30.748	2 01:41.789	2 01:38.421	2 01:44.970	2 01:30.623	2 01:38.788	2 01:40.981	2 01:29.334	2 01:41.016
3	01:35.630	3 01:37.464	3 01:29.399	3 01:36.716	3 01:34.883	3 01:52.726	3 01:24.061	3 01:29.150	3 01:28.804	3 01:24.348	3 01:27.545
4	01:34.946	4 01:37.964	4 01:29.133	4 01:35.481	4 01:34.678	4 01:27.043	4 01:21.412	4 01:26.737	4 01:27.296	4 01:23.649	4 01:28.395
5	01:35.163	5 01:37.527	5 01:29.088	5 01:37.064	5 01:33.917	5 01:26.459	5 01:21.421	5 01:27.566	5 01:28.010	5 01:22.596	5 01:27.346
6	01:33.749	6 01:34.464	6 01:48.356	6 01:35.335	6 01:34.080	6 01:27.526	6 01:20.172	6 01:29.637	6 03:35.470	6 01:23.017	6 03:34.989
7	01:33.635	7 01:37.378	7 01:31.283	7 01:35.309	7 01:34.382	7 01:28.100	7 01:20.593	7 02:07.999	7 01:36.453	7 04:04.944	7 01:36.163
8	01:34.240	8 01:33.483	8 01:29.063	8 01:35.014	8 01:34.500	8 01:25.761	8 01:20.961	8 01:35.890	8 01:27.965	8 01:26.036	8 01:27.664
9	01:33.995	9 01:33.404	9 01:29.976	9 01:35.336	9 01:33.120	9 01:25.155	9 01:21.710	9 01:27.289	9 01:26.756	9 01:22.743	9 01:27.006
10	01:33.014	10 01:34.239	10 01:28.472	10 01:33.338	10 01:33.455	10 01:25.137	10 01:20.406	10 01:26.285	10 01:26.478	10 01:22.948	10 01:25.569
11	01:33.314	11 01:34.229	11 01:30.378	11 01:35.552	11 01:33.117	11 01:25.057	11 01:20.539	11 01:24.903	11 01:27.374	11 01:21.840	11 01:30.431
12	01:34.211	12 01:35.227	12 01:29.302	12 01:35.028	12 01:32.751	12 01:25.885	12 01:21.842	12 01:31.060	12 07:35.712	12 01:22.328	12 07:38.709
13	01:33.574	13 01:36.006	13 01:29.025	13 03:32.852	13 01:32.573	13 18:28.415	13 03:37.123	13 07:35.335	13 01:33.067	13 01:23.119	13 01:30.063
14	01:34.523	14 03:42.558	14 02:20.241	14 01:36.329	14 04:59.751	14 01:42.131	14 01:38.425	14 01:31.846	14 01:26.331	14 01:22.916	14 01:25.585
15	01:33.405	15 01:43.774	15 01:50.974	15 01:34.386	15 01:55.275	15 01:27.009	15 01:26.773	15 01:26.017	15 01:26.187	15 01:23.547	15 01:26.201
16	03:15.943	16 01:44.968	16 01:45.848	16 01:33.631	16 01:34.967	16 01:26.975	16 01:23.778	16 01:26.635	16 01:27.822	16 01:23.723	16 01:26.695
17	01:37.365	17 01:38.640	17 01:45.144	17 01:32.835	17 15:16.381	17 01:25.327	17 01:22.379	17 01:27.278	17 01:27.308	17 01:26.494	17 01:29.063
18	01:34.597	18 01:41.486	18 01:41.939	18 01:32.590	18 01:41.325	18 01:25.160	18 01:21.730	18 01:28.600	18 01:28.991	18 01:25.254	18 01:28.427
19	01:33.809	19 01:38.167	19 01:43.271	19 01:33.127	19 01:35.656	19 01:25.430	19 01:21.555	19 01:27.404	19 01:27.639		
20	01:34.545	20 01:41.789	20 01:43.682	20 01:32.931	20 01:34.806	20 01:25.145	20 01:21.429	20 01:27.865			
21	01:34.628	21 01:45.154	21 02:33.115	21 01:32.409	21 01:34.548	21 01:24.658	21 01:21.845				
22	01:36.431	22 01:32.194	22 01:34.682	22 01:32.611	22 01:33.839	22 01:26.318					
23	01:33.920	23 01:32.710	23 01:29.188	23 01:33.014	23 01:32.906						
24	01:33.885	24 01:31.442	24 01:28.604	24 01:31.634	24 01:33.590						
25	01:35.512	25 01:31.014	25 01:29.310	25 01:32.561	25 01:33.134						
26	01:34.709	26 01:31.386	26 01:28.897	26 01:32.947	26 01:33.422						
27	01:34.042	27 01:30.916	27 01:28.722	27 01:34.371	27 01:33.408						
28	01:34.749	28 01:31.276	28 01:27.844	28 01:35.018							
29	01:35.194	29 01:28.357	29 01:28.588	29 01:33.237							
30	01:34.030	30 01:28.498	30 01:29.506	30 01:32.152							
31	01:34.330	31 01:28.278	31 01:29.606	31 01:35.322							
32	01:34.184	32 01:30.181	32 01:27.647	32 01:31.144							
33	01:35.118	33 01:29.676	33 01:29.763	33 01:31.513							
34	01:33.150	34 01:30.795	34 02:21.788	34 01:31.721							
35	01:33.148	35 01:30.151	35 02:11.626	35 01:32.932							
36	01:34.764	36 01:53.260	36 02:02.781								
37	01:36.510										

Clastres - FR - Endurance